

LUMEL



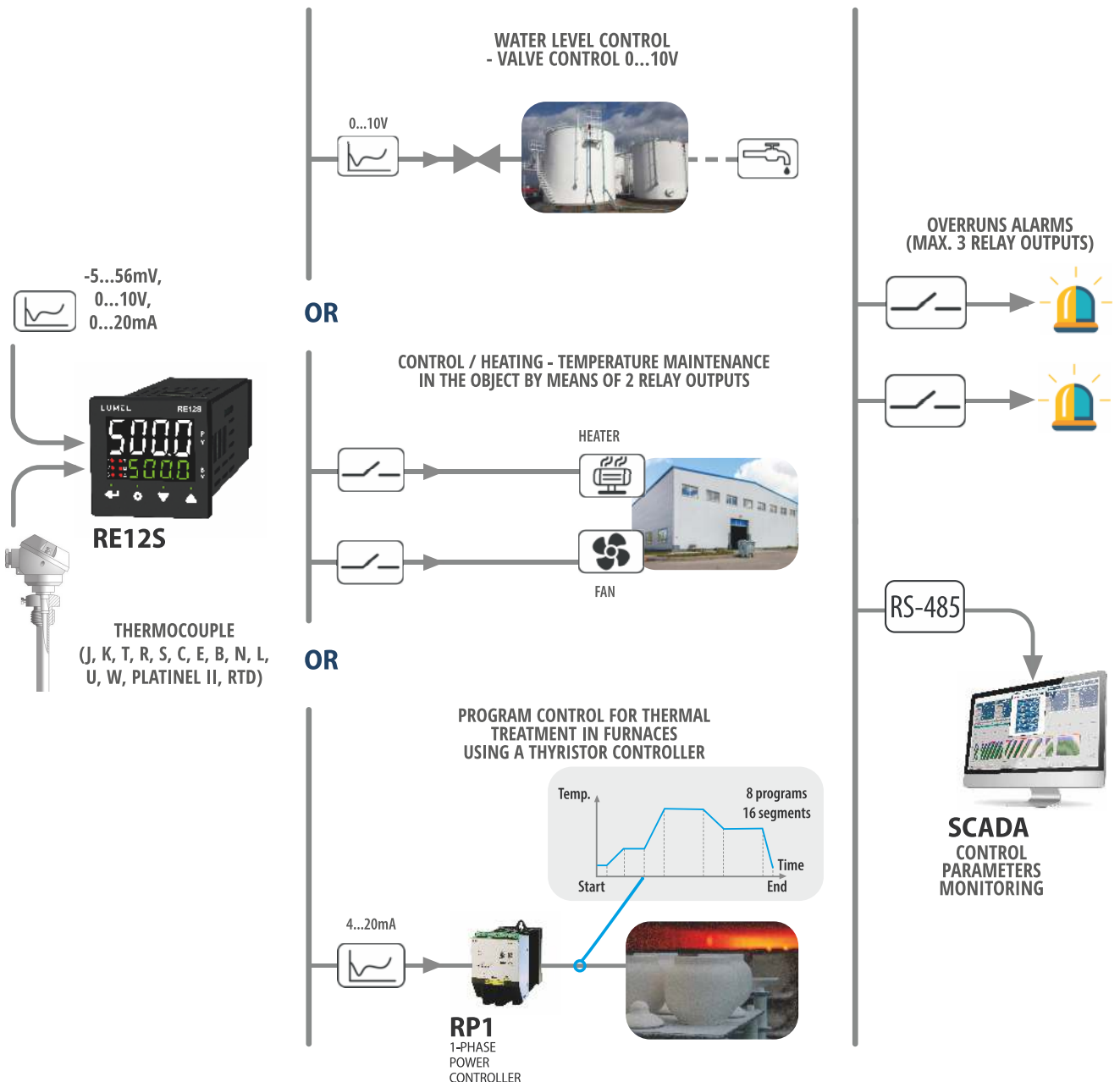
RE12S

UNIVERSAL PID CONTROLLER

FEATURES

- 4+4 Digits, (White+Green) LED display
- Capacitive touch keypad, Short depth
- Universal input
- Retransmission analog output 0/4...20 mA
- Adaptive - Auto - Self tune PID/ ON - OFF Control
- Heat cool PID
- Profile controller up to 128 steps
- RS485 MODBUS RTU Communication

EXAMPLE OF APPLICATIONS



RE12S

UNIVERSAL PID CONTROLLER



TECHNICAL SPECIFICATIONS

Display specifications	
Display	4+4 Digits, 7 Segment LED dual display
Height of display	Upper display: 15.3mm (White), Lower display: 8mm (Green)
LED Indication	1: Main output T: Tune 2: Alarm output M: Manual output 3: Alarm output A: Adaptive tune
Input specifications	
Contact rating	Thermocouple (J, K, T, R, S, C, E, B, N, L, U, W, Platine II), RTD (PT100)
Signal input	- 5 to 56mV, 0 to 10V, 0 to 20mA DC (Programmable scale type)
Accuracy / Resolution	
Resolution (Decimal point position)	1/ 0.1 for TC/ RTD ; 1/ 0.1/ 0.01/ 0.001 for analog input
Signal input	- 5 to 56mV, 0 to 10V, 0 to 20mA DC (Programmable scale type)
Indication accuracy	For TC inputs: 0.25% of F.S. ± 1 ; For R & S type TC inputs: 0.5% of F. S. ± 2 (20 min of warm up time for TC inputs); For RTD input: 0.1% of F. S. ± 1 ; For Analog input: $\pm 0.5\%$, ± 1 digit (F. S. = Full scale)
Temperature unit	$^{\circ}\text{C}/^{\circ}\text{F}$ Selectable
Input filter (FTC)	1 to 99sec, OFF
Sampling time	200 ms
Output specifications	
Contact rating	Relay 1, Relay 2: 7A@250 VAC or 30 VDC; Life expectancy: 100000 cycles at maximum load rating Relay 3: 10A@277 VAC or 28 VDC
SSR Drive (Voltage pulse)	15 VDC
Current	0-20mA DC, 4-20mA DC (Loop impedance: 500 Ω max)
Retransmission	
Current	0/ 4 to 20mA DC (Loop impedance: 500 Ω max)
Update rate	100 ms
Functional specifications	
Control action	1: Adaptive - Auto - Self tune PID, 2: ON-OFF
Proportional band (P)	0.0 to 400.0 $^{\circ}\text{C}$
Integral time (I)	0 to 3600 sec
Derivative time (D)	0 to 200 sec
Cycle time	0.1 to 100.0 sec
Hysteresis width	0.1 to 99.9 $^{\circ}$
Manual reset value	- 19.9 to 19.9 $^{\circ}$
Heat-cool	
Control action	PID/ ON-OFF
Proportional band-cool	0.0 to 400.0 $^{\circ}$
Cycle time-cool	0.1 to 100 sec
Dead band	Programmable from set point low limit to set point high limit.
Settings for alarm output	
Modes	Deviation high/ low, Absolute high/ low, Band, Sensor break
Hysteresis	0.1 to 99.9 $^{\circ}$
No. of profile program	8
No. of steps in each program	16
Program other profile parameters	Link profiles, Programmable repeat cycles, Power down resume/ restart options, Deviation hold, Alarm at each step with configurable alarm duration

RE12S

UNIVERSAL PID CONTROLLER



Auxiliary supply specifications

Supply voltage	90 to 270 VAC / DC (50/ 60Hz)
Power consumption	6 VA Max @ 230 VAC

Environment specifications

Temperature	Operating: 0°C to 50°C (32 to 122°F); Storage: 20°C to 75°C (- 4 to 167°F)
Humidity (Non - condensing)	85% RH

Mechanical specifications

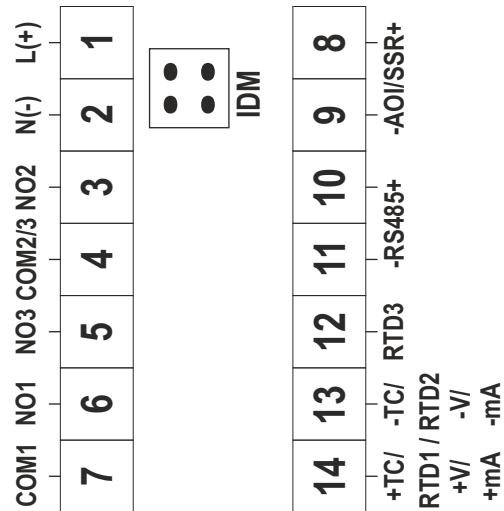
Mounting	Panel
Weight	101 grams

Optional specifications

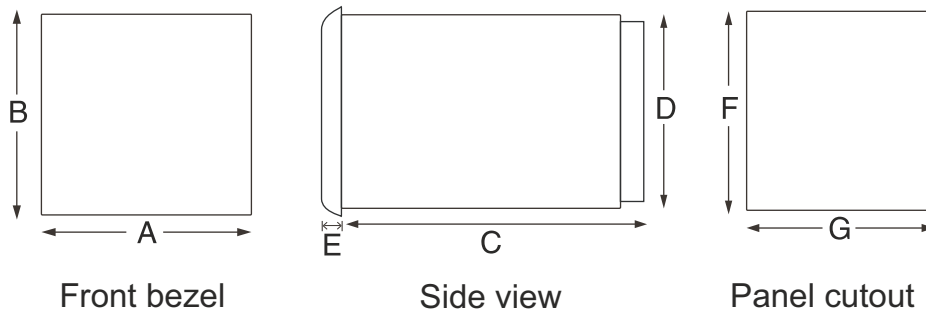
Serial communication

Interface standard	RS485
Communication address	1 to 99, Maximum of 32 units per line
Transmission mode	Half duplex
Transmission protocol	MODBUS RTU
Transmission distance	500m maximum
Transmission speed	115200, 57600, 38400, 9600, 4800, 2400 bits/ sec
Parity	None, Odd, Even
Stop bits	1 or 2
Response time	100 ms (Max and independent of baud rate)

TERMINAL CONNECTIONS



DIMENSIONS (ALL ARE IN MM)



MODELS	DIM	A	B	C	D	E	F	G
RE12S		52	52	76	45	4	46	46

RE12S

UNIVERSAL PID CONTROLLER



Compliance

Applicable EMI / EMC Standards		
Product standard : IEC 61326-1		
Category		Standard compliance
ESD Immunity	IEC 61000-4-2	Level III
Surge Immunity	IEC 61000-4-5	+/- 2 kV common mode, +/- 1 kV differential mode
Radiated susceptibility	IEC 61000-4-3	Level III, 80 to 1000MHz Level II, 1.4GHz to 2GHz Level I, 2GHz to 2.7GHz
Conducted susceptibility	IEC 61000-4-6	Level II

Applicable EMI / EMC Standards		
Product Standard : IEC 61326-1		
Category		Standards Compliance
Voltage dips and interruptions	IEC 61000-4-11	Dips : 0% residual voltage / 1 cycle (Criteria B), 40% residual voltage / 10 cycles 50Hz / 12 cycles 60Hz (Criteria C) 70% residual voltage / 25 cycles 50Hz / 30 cycles 60Hz (Criteria C) Interruptions : 0% residual voltage / 250 cycles 50Hz / 300 cycles 60Hz (Criteria C)
Conducted emission	CISPR-11	
Radiated emission	CISPR-11	
Electrical fast transient	IEC 61000-4-4	Level III

ORDERING CODE

Product code	Input	Supply voltage	Communication (RS485)
RE12S	Universal	90 - 270 VAC / DC	YES

LUMEL S.A.
ul. Stubińska 4,
65-127 Zielona Góra, Poland
tel.: +48 68 45 75 100

Technical support:
tel.: (+48 68) 45 75 143, 45 75 141,
45 75 144, 45 75 140
e-mail: export@lumel.com.pl

Export department:
tel.: (+48 68) 45 75 130,
45 75 131, 45 75 132
e-mail: export@lumel.com.pl

Calibration & Attestation:
e-mail: laboratorium@lumel.com.pl